


TEST REPORT

Testing of “Dura Train 51mm” Gym Flooring Tiles Provided For Testing By:

**Indigo Fitness
Units 1 & 2 Jacknell Road
Dodwells Bridge Industrial Estate
Leicestershire
LE10 3BS**

- *This report has been prepared by Surface Performance Ltd with all reasonable care, skill and diligence within the terms of the contract with the client.*
- *This report is confidential to the client and Surface Performance Ltd accept no responsibility towards any third parties to whom this report is made available to. Any such party relies upon this report at their own risk.*
- *This report shall not be used for contractual purposes unless signed by the Laboratory Manager*

PREPARED BY	SIGNATURE	ISSUE DATE	REPORT NUMBER
Callum Reid (Laboratory Manager)		02.03.2018	1581

1.0 CONTENTS

Approval Sheet & Preface	Page 1
Contents	Page 2
Summary of Testing	Page 3
Introduction of Examination & Testing	Page 4
Test Results	Page 5 - 7
Test Photographs	Page 8

2.0 SUMMARY OF TESTING (Laboratory Product Tests)

NAME OF TEST
SHOCK ABSORPTION FQP TM04
VERTICAL DEFORMATION FQP TM05A
ENERGY RESTITUTION FQO TM13

2.0 SUMMARY OF TESTING (Laboratory Product Identification Tests)

NAME OF TEST
THERMOGRAVIMETRIC ANALYSIS



Surface Performance Ltd
Unit 16 Vicarage Farm
Sunbury On Thames
London
TW16 6DW

0208 2465562
info@surfaceperformance.com
www.surfaceperformance.com

3.0 INTRODUCTION

This test report refers to a sample of “Dura Tile 51mm” sent to our laboratory for testing. The sample was identified with laboratory reference number SP1581.

The sample was received into the laboratory on 1.3.2018 and was conditioned in accordance with ISO 291 non tropical countries for 24 hours prior to testing taking place. All performance testing took place under the laboratories scope of ISO 17025 UKAS accreditation.

The tiles were prepared in accordance with the manufacturers instructions and were tested while overlaid on a rigid engineered testing substrate.

The test results in this report only refer to the sample named on Page 1 of this test report.



4.0 TEST RESULTS (PRODUCT PERFORMANCE)

All test results are shown in tabular format in the remainder of this report.

4.1 Shock Absorption (FIFA Test Method 04)

TEST DETAILS		
TEST CONDITION	DRY	
TEST TEMPERATURE (AIR)	23 +/- 2 °C	
TEST TEMPERATURE (SURFACE)	23 +/- 2 °C	
TEST HUMIDITY (AIR)	40 - 60%	
TEST RESULTS		
TEST LOCATION	TEST RESULT % (LOCATION)	OVERALL AVERAGE %
LOCATION 1	61.0	60.3%
LOCATION 2	58.1	
LOCATION 3	61.8	

4.2 Vertical Deformation (FIFA Test Method 05A)

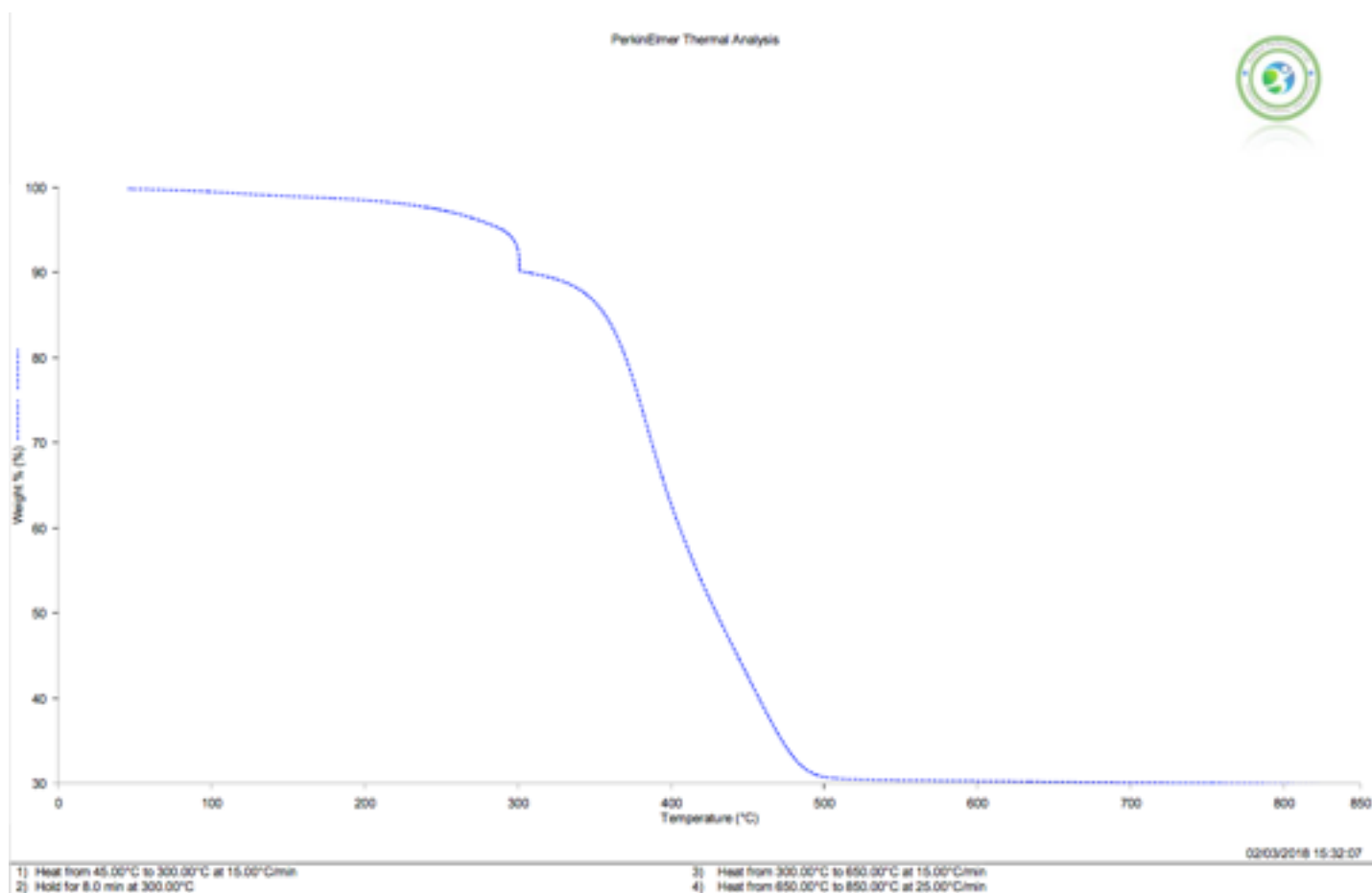
TEST DETAILS		
TEST CONDITION	DRY	
TEST TEMPERATURE (AIR)	23 +/- 2 °C	
TEST TEMPERATURE (SURFACE)	23 +/- 2 °C	
TEST HUMIDITY (AIR)	40 - 60%	
TEST RESULTS		
TEST LOCATION	TEST RESULT mm (LOCATION)	OVERALL AVERAGE mm
LOCATION 1	6.1	6.0mm
LOCATION 2	5.6	
LOCATION 3	6.3	

4.3 Energy Restitution (FIFA Test Method 13)

TEST DETAILS		
TEST CONDITION	DRY	
TEST TEMPERATURE (AIR)	23 +/- 2 °C	
TEST TEMPERATURE (SURFACE)	23 +/- 2 °C	
TEST HUMIDITY (AIR)	40 - 60%	
TEST RESULTS		
TEST LOCATION	TEST RESULT % (LOCATION)	OVERALL AVERAGE %
LOCATION 1	49.3	49.3%
LOCATION 2	50.6	
LOCATION 3	49.4	

5.0 PRODUCT IDENTIFICATION TESTS

5.1 Thermogravimetric Analysis Graph




Report Number: SP1581 Reference: 51mm Dura Train



Surface Performance Ltd
Unit 16 Vicarage Farm
Sunbury On Thames
London
TW16 6DW

0208 2465562
info@surfaceperformance.com
www.surfaceperformance.com

6.0 TEST PHOTOGRAPHS



FIFA
Accredited Test Institute
for Football Turf

Report Number: SP1581 Reference: 51mm Dura Train



Surface Performance Ltd
Unit 16 Vicarage Farm
Sunbury On Thames
London
TW16 6DW

0208 2465562
info@surfaceperformance.com
www.surfaceperformance.com

END OF TEST REPORT



FIFA
Accredited Test Institute
for Football Turf